



TEXAS
The University of Texas at Austin



University Enrollment and Financial Aid 2022 Overview

Fall 2022 University Enrollment

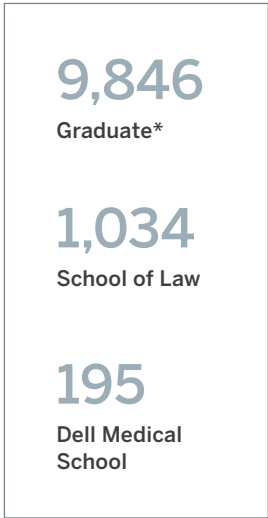
TOTAL UNIVERSITY ENROLLMENT

Enrollment Figures

52,384
Total University Enrollment

41,309
Undergraduate Enrollment

11,075
Graduate and Professional Enrollment



* Includes Pharmacy

Student Residence

41,888
Texas

5,379
Non-Texas U.S.

5,117
International

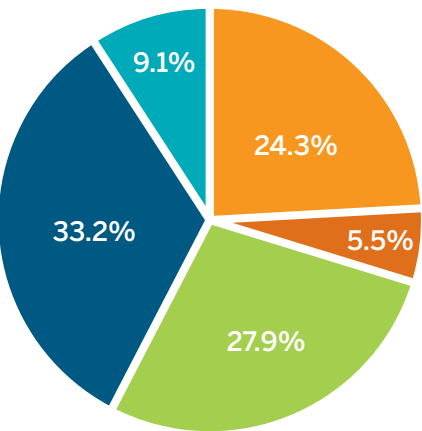
Student Gender

29,275
Female

23,091
Male

18
Not Reported / Unknown

Undergraduate Student Race/Ethnicity



Asian — 24.3%

Black¹ — 5.5%

Hispanic — 27.9%

White — 33.2%

Other — 9.1%

Other Includes:
American Indian or Alaska Native — 0.1%
International² — 4.5%
Multiracial (excluding Black or Hispanic) — 3.0%
Native Hawaiian or Other Pacific Islander — 0.1%
Non Reported/Unknown — 1.3%

Total Undergraduate First-Gen Students:

9,636

+2.65% change from Fall '21

¹ Black includes both "Black or African American Alone" and "Black or African American Multiracial (excluding Hispanic)".
² This report follows the Texas Higher Education Coordinating Board categories for race/ethnicity. Students are classified as "International" if they are not U.S. citizens or U.S. permanent residents. <http://www.thecb.state.tx.us/DocID/PDF/2523.PDF>

Fall 2022 Incoming Freshman Enrollment

GET TO KNOW THE UNIVERSITY OF TEXAS AT AUSTIN'S NEWEST FIRST-YEAR CLASS, TEXAS '26



9,111
Total Freshmen Enrolled

735
Valedictorians or Salutatorians

60.2%
Women

39.7%
Men

25.5%
First-Generation

89.2%
Texas Residents¹

Texas '26 is talented, committed to their communities and on their way to impacting the world!



7,600+
served in a formal leadership role in an organization or school activity



2,700+
received state, national or international awards



1,800+
founded a company, non-profit or school organization

UT Degrees Awarded and Registration

DEGREES AWARDED: 2021-2022 (By Academic Year: Fall, Spring, Summer)

Exceeds
14,600
since 2017
+2.9% increase

10,370
Bachelor

2,973
Master²

871
Doctoral

451
Special Professional³

DOCUMENTING STUDENT PROGRESS BY THE NUMBERS: 2021-2022

2,235
Hazlewood Exemptions Processed

2,173
GI Bill Requests Processed

80,364
Transcripts Issued

489,701
Grades Processed

665,747
Semester Credit Hours (Fall 2022)

¹ The residency of first-time undergraduates is defined by the Texas Administrative Code, Title 19, Part 1, Chapter 21, Subchapter B, Rule 21.24.
² Master degrees include Masters of Laws (LLM).
³ Special professional degrees include Law, Medical, PharmD and AuD.



HELPING ALL STUDENTS SUCCEED AND GRADUATE

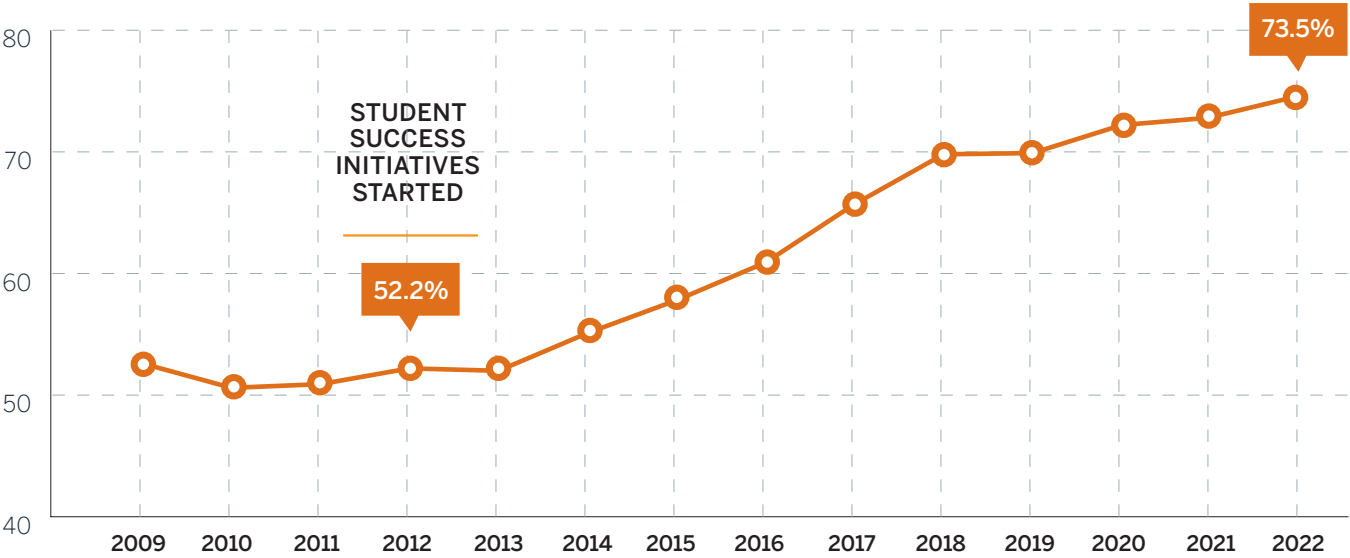
Through campus-wide efforts, the four-year graduation rate surpassed the university's goal of 70%, vaulting to 73.5% in 2022. Gains were especially notable in the graduation rates for Black, first-generation and Pell Grant-eligible students. The overall six-year graduation rate also rose to 87.8%, up 9.1% from Fall 2012.

In 2022, the university's number and percentage of historically underrepresented undergraduate students rose to their highest levels ever. Additionally, for the Class of 2026, UT had all-time high enrollment of Hispanic first-time in college (FTIC) students, Black

FTIC students and first-generation FTIC students. This comes after recent designations including qualifying as a Hispanic-Serving Institution (HSI) and as an Asian American and Native American Pacific Islander-Serving Institution (AANAPISI).

The university also received *Excelencia* in Education's prestigious Seal of *Excelencia*, granted to a small group of colleges and universities committed to accelerating Latino student success, further cementing the university's trajectory as one of the country's largest and most academically prestigious HSIs.

FOUR-YEAR UNDERGRADUATE GRADUATION RATE INCREASES



Improving Retention and Graduation Rates

UNDERGRADUATE RETENTION AND GRADUATION RATES

Key Takeaways: Undergraduate graduation rates have **increased**. The four-, five- and six-year graduation rates are the **highest to date**.

Undergraduate Retention Rates

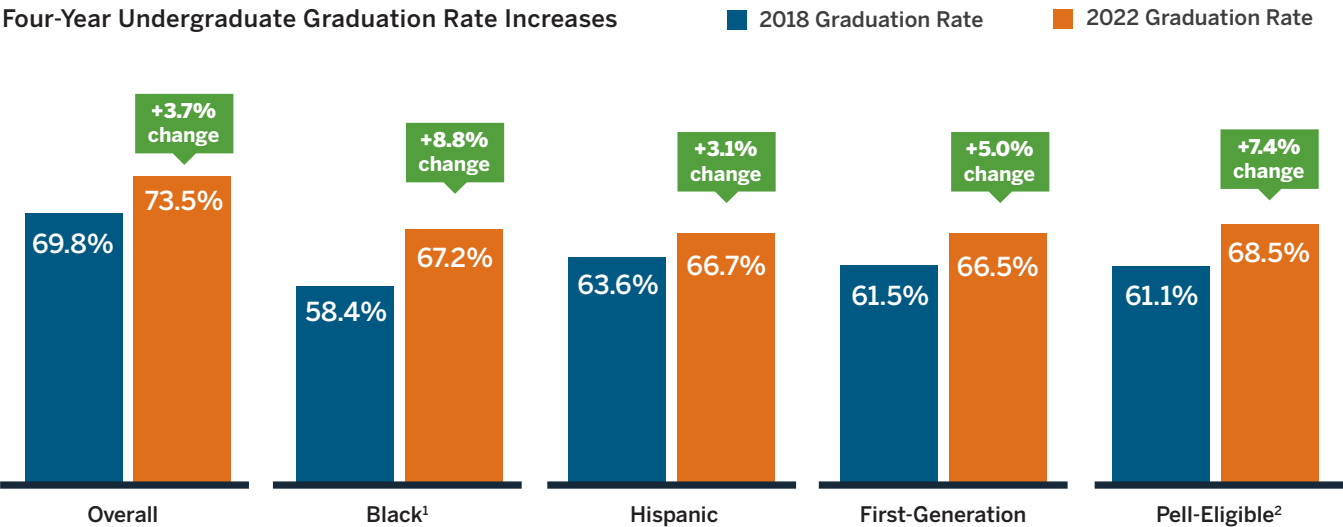


Undergraduate Graduation Rates



THE HIGHEST UNDERGRADUATE GRADUATION RATES TO DATE


Four-Year Undergraduate Graduation Rate Increases



¹ Black includes both "Black or African American Alone" and "Black or African American Multiracial (excluding Hispanic)."
² Pell eligibility determined as of the student's first fall semester.

Supporting Access and Success Through Financial Aid

HOW DO STUDENTS WITH THE GREATEST NEED PAY FOR COLLEGE?



\$29,406

Average Yearly Cost of Attendance
2022-23 Tuition & Fees, Housing & Food, Personal Expenses

\$18,749

Average Grants and Scholarships
for Pell-Eligible Students

\$1,342

Average Expected Family/Student
Contribution (EFC)

\$9,710

Average Unmet Need for Pell-Eligible Students

\$2,908

Average Yearly Student Loans

\$6,802

Average Remaining Unfunded Amount
Balance must be covered by
student work, outside loans, etc.



56%

of full-time
Texas resident
undergraduate
students receive
financial aid
defined as grants,
scholarships,
exemptions
and waivers.

28%

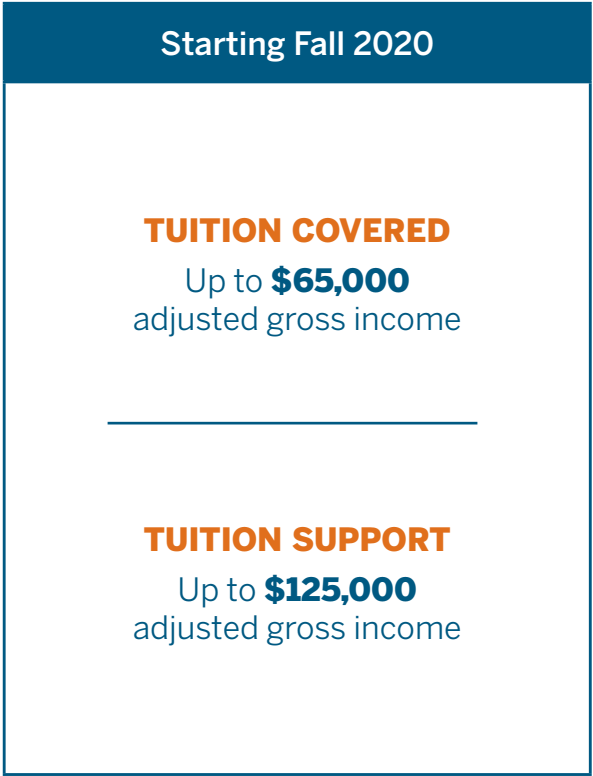
of full-time Texas
resident undergraduate
students are Pell-eligible.

If students can't cover college costs, they are less likely to:

- Become a Longhorn
- Receive the benefits of a UT education
- Graduate from UT



EXPANDING FINANCIAL AID TO MAKE THE UNIVERSITY OF TEXAS AT AUSTIN MORE AFFORDABLE FOR TEXANS



We are committed to helping lessen student debt and increasing affordability so Texans from middle- and low-income families can experience the exceptional education of our "University of the First Class." Through the Texas Advance Commitment, which was first implemented in 2018, Texas students with family adjusted gross incomes of up to \$65,000 have their tuition completely covered and Texas students with family adjusted gross incomes of up to \$125,000 receive guaranteed tuition support. As of Fall 2020, both first-time-in-college and transfer undergraduate students are eligible, as long as they are enrolled full-time.

Our commitment to student success also shows in the Texas Challenge, a current fundraising initiative. Donors who make a gift of over \$125,000 towards the creation of a new endowed scholarship to help us recruit the best and brightest students will have their gifts matched dollar-for-dollar by the university.

These investments will help our extraordinary Longhorns become leaders who will change our community, state, nation and the world. Details on Texas Advance Commitment and Texas Challenge Scholarships can be found on the below websites.

texasadvance.utexas.edu
giving.utexas.edu/challenge

“

The Texas Advance Commitment is a game-changing program for both current UT students and generations of Longhorns to come. We want to make sure that the best and brightest from across Texas — from the Panhandle to the Rio Grande Valley and from El Paso to Tyler, and everywhere in between — have the opportunities and support they need to thrive on the Forty Acres.”

– President Jay Hartzell



2022 Facts and Figures



41,309

Undergraduate Students
Enrolled



50

States



376

Fulbright Scholars



234

Areas of Study

11,075

Graduate and Professional
Students Enrolled

132

Countries

30

Rhodes Scholars

148

Undergraduate
Degree Programs

52,384

Total Students
Enrolled

213

Counties in Texas

27

Marshall Scholars

284

Graduate
Degree Programs

RANKINGS

#1

Public University
in Texas

#10

Public University
in the U.S.

#43

Public University
in the World



TEXAS
The University of Texas at Austin